

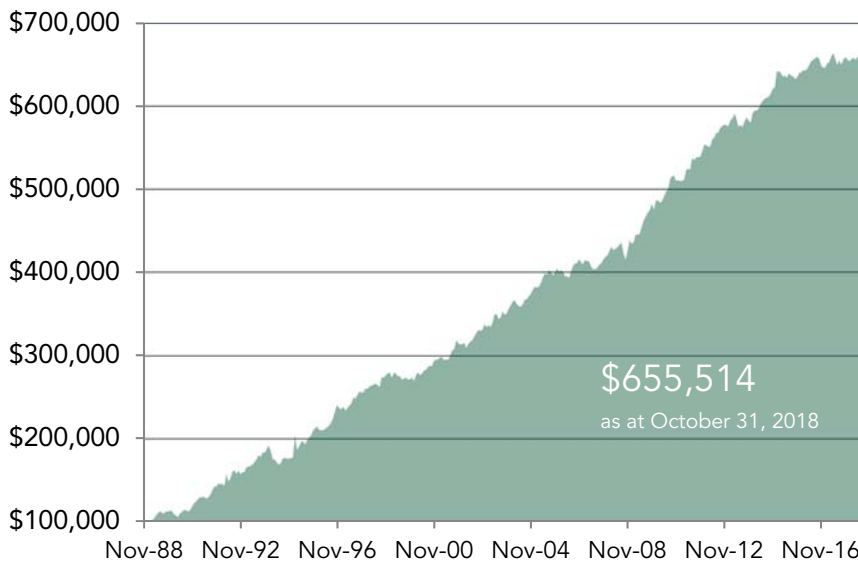
# GBC Canadian Bond Fund

## Investment Objective & Strategies

The GBC Canadian Bond Fund provides investors with a high level of income and some capital growth, while preserving capital by investing primarily in bonds, debentures and other debt instruments of Canadian governments and corporations, having a credit quality of "A" or better. Although the fund's objective is to invest primarily in Canadian securities, up to 49% of the fund's investments could be made in foreign markets. The fund's approach is to position the fund prudently based on average term to maturity and product selection.

## Growth of \$100,000

invested on October 31, 1988

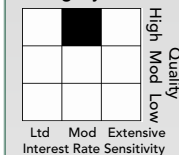


## QUICK FACTS

Morningstar Rating™ ★★★★★

Subject to change on a monthly basis

Category: Canadian Fixed Income



Total Assets  
\$36,980,390

Date of Inception  
December 11, 1984  
(Mutualised October 31, 1988)

GBC 896 Unit Price (NAV)  
\$12.5063

Yield to Maturity  
3.2%

Current Yield  
3.8%

Adjusted Portfolio Duration  
4.7 years

Term  
8.1 years

Operating Expenses  
0.31%

Distributions  
On the final day of each quarter  
Last Distribution (28/09/18)  
\$0.113657

Eligible for Registered Plans  
Yes

Fund Sub-Advisor: Canso Investment Counsel  
Custodian: RBC Investor Services  
Auditor: Deloitte LLP

Minimum Investment  
\$100,000 (across Fund family, \$10,000 if subscribed through registered dealer, \$500 additional)

Management Fee  
An annual fee of 0.65% is charged outside the fund, on a monthly basis. A reduced fee is offered to accounts above \$1 million.

As of January 1, 2018, the management fee is paid directly by you to the Fund Manager and is not part of the MER. The management fee is established by the Fund Manager based on your amount of assets under management with the Fund Manager and accounts for a maximum of 0.65%. This fee is paid monthly.

## Performance - Compound Annual Returns (%)

	1 month	3 months	YTD	1 year	3 year (CAGR)	5 year (CAGR)	10 year (CAGR)	20 year (CAGR)
GBC Canadian Bond Fund	(0.32)	(0.32)	(0.06)	(0.05)	1.12	2.18	4.64	4.58
Morningstar Ranking® (Quartile)	1 <sup>st</sup>	1 <sup>st</sup>	1 <sup>st</sup>	1 <sup>st</sup>	2 <sup>nd</sup>	2 <sup>nd</sup>	1 <sup>st</sup>	N/A

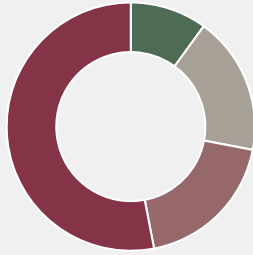
Effective January 1st, 2018, management fees are charged directly to security holders based on their assets under management and fund performance is reported net of transaction costs and all other expenses, excluding management fees and applicable taxes. Prior to January 1st, 2018, Fund performance was reported net of transaction costs and all other expenses, including management fees and applicable taxes. Periods greater than one year have been annualized. Performance is reported in Canadian Dollars except where noted. Source: Pembroke Management Ltd., October 31, 2018.

## Performance - Calendar Returns (%)

	2017	2016	2015	2014	2013	2012	2011	2010	2009	2008
GBC Canadian Bond Fund	1.52	1.05	2.57	7.06	0.60	5.76	6.60	7.67	8.34	4.83
Morningstar Ranking® (Quartile)	3 <sup>rd</sup>	3 <sup>rd</sup>	1 <sup>st</sup>	2 <sup>nd</sup>	1 <sup>st</sup>	1 <sup>st</sup>	3 <sup>rd</sup>	1 <sup>st</sup>	2 <sup>nd</sup>	2 <sup>nd</sup>

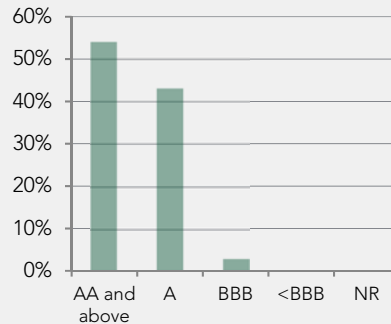
# GBC Canadian Bond Fund

## PORTFOLIO ALLOCATION



■ Cash	0%
■ Foreign Governmental Issuers or Foreign Government-Related Issuers	10%
■ Foreign Corporations	18%
■ Canadian Governmental Issuers or Canadian Government-Related Issuers	19%
■ Canadian Corporations	53%

## QUALITY BREAKDOWN



## Top 10 Holdings - % of Net Asset Value

407 International Inc 7.125% Jul 26, 2040
Apple Inc 2.513% Aug 19, 2024
BMO CB FRN Feb 1, 2023
Royal Bank of Canada CB FRN Mar 23, 2020
TD Bank CB 1.68% Jun 8, 2021
New Brunswick (F-M) Project Co 6.47% Nov 30, 2027
Disney Walt Co 2.758% Oct 7, 2024
ORNGE Issuer Trust 5.727% Jun 11, 2034
University Health Network 5.640% Dec 8, 2022
Neder Waterschapsbank 4.550% Mar 16, 2029

**Total Investments** 42

Total percentage of top 10 investments: **55.3%**



## Risk

When you invest in a fund, the value of your investment can go down as well as up. Pembroke Private Wealth Management has rated this fund's risk as low. For a description of the specific risks of this fund, see the fund's simplified prospectus.

## What if I change my mind?

Under securities law in some provinces and territories, you have the right to withdraw from an agreement to buy mutual fund units within two business days after you receive a simplified prospectus, or Fund Facts documents, or cancel your purchase within 48 hours after you receive confirmation of the purchase. In some provinces and territories, you also have the right to cancel a purchase, or in some jurisdictions, claim damages if the simplified prospectus, annual information form, Fund Facts document, or financial statements contain a misrepresentation. You must act within the time limit set by the securities law in your province or territory. For more information, see the securities law of your province or territory or ask a lawyer.

## For more information

Contact Pembroke Private Wealth Management Ltd. or your financial advisor for a copy of the Fund's simplified prospectus and other disclosure documents. These documents and the Fund Facts make up the Fund's legal documents.

## CONTACT US

1002 Sherbrooke Street West,  
Suite 1700  
Montreal QC H3A 3S4  
**Tel:** (514) 848-0716  
Toll free: (800) 667-0716

150 King Street West, Suite 1210  
Toronto ON M5H 1J9  
**Tel:** (416) 366-2550  
Toll free: (800) 668-7383

[inquiries@pml.ca](mailto:inquiries@pml.ca)    [www.pml.ca](http://www.pml.ca)

## DISCLAIMER

Commissions, management fees and expenses all may be associated with mutual fund investments. Please read the prospectus before investing.

The indicated rates of return are the historical annual compounded total returns including changes in unit value, reinvestment of all distributions and do not take into account sales charges or income taxes payable by any security holder that would have reduced returns. Mutual funds are not guaranteed, their values change frequently and past performance may not be repeated.

The Morningstar Rating and category quadrants were developed by Morningstar Research Inc. who reserves all rights. Neither Morningstar nor its content providers are responsible for any damages or losses arising from any use of this information. Quartile rankings are compiled by sorting the funds by returns and range from 1-4 for all time periods covered, and can change monthly. The top performing 25% of funds in each fund category are assigned a ranking of 1, and the next 25% a 2, etc.

The Global Industry Classification Standard ("GICS") was developed by and is the exclusive property and a service mark of MSCI Inc. and Standard & Poor's Financial Services LLC and is licensed for use by Pembroke. This fund is only available to Canadian residents.