

Pembroke Canadian Bond Fund

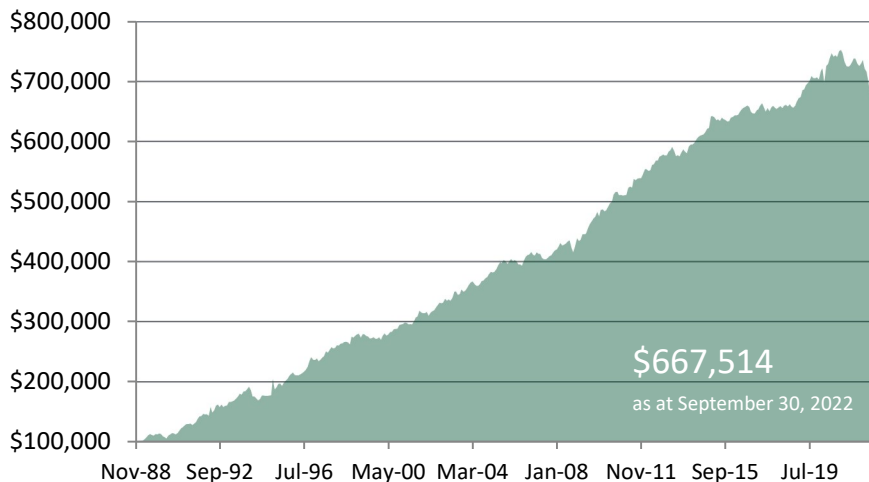
Formerly The GBC Canadian Bond Fund

Investment Objective & Strategies

The Pembroke Canadian Bond Fund provides investors with a high level of income and some capital growth, while preserving capital by investing primarily in bonds, debentures and other debt instruments of Canadian governments and corporations, having a credit quality of "A" or better. Although the fund's objective is to invest primarily in Canadian securities, up to 49% of the fund's investments could be made in foreign markets. The fund's approach is to position the fund prudently based on average term to maturity and product selection.

Growth of \$100,000

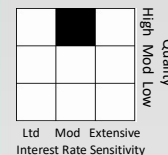
invested on October 31, 1988



The above illustrates the effects of the compound growth rate and is not intended to reflect future values of the Fund or returns on investment in the Fund.

QUICK FACTS

Category: Canadian Fixed Income



Total Assets
\$26,443,467

Date of Inception
December 11, 1984
(Mutualised October 31, 1988)

GBC 896 Unit Price (NAV)
\$11.2534

Yield to Maturity
4.7%

Current Yield
3.6%

Adjusted Portfolio Duration
5.2 years

Term
8.3 years

Operating Expenses
0.37%

Distributions
On the final day of each quarter
Last Distribution (30/09/2022)
\$0.091660

Eligible for Registered Plans
Yes

Fund Sub-Advisor: Canso Investment Counsel Ltd.
Custodian: RBC Investor & Treasury Services

Auditor: Deloitte LLP

Minimum Investment
\$100,000 (across Fund family, \$10,000 if subscribed through registered dealer, \$500 additional)

Management Fee
An annual fee of 0.65% is charged outside the Fund, on a monthly basis. A reduced fee is offered to accounts above \$1 million.

Performance - Compound Annual Returns (%)

	1 month	3 months	YTD	1 year	3 years (CAGR)	5 years (CAGR)	10 years (CAGR)
Pembroke Canadian Bond Fund	(0.61)	0.18	(9.63)	(8.50)	(1.80)	0.55	1.48

Effective January 1st, 2018, management fees are charged directly to security holders based on their assets under management and fund performance is reported net of transaction costs and all other expenses, **excluding** management fees and applicable taxes. Prior to January 1st, 2018, Fund performance was reported net of transaction costs and all other expenses, **including** management fees and applicable taxes. Periods greater than one year have been annualized. Performance is reported in Canadian Dollars except where noted. The performance for the portfolio and benchmark index are measured using the "time weighted" rate of return methodology. Source: Pembroke Management Ltd., September 30, 2022.

Performance - Calendar Returns (%)

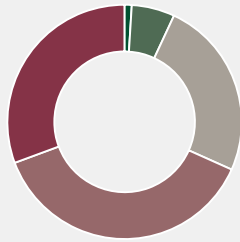
	2021	2020	2019	2018	2017	2016	2015	2014	2013	2012
Pembroke Canadian Bond Fund	(1.78)	6.99	5.55	1.52	1.52	1.05	2.57	7.06	0.60	5.76

Pembroke Canadian Bond Fund

P E M B R O K E

PRIVATE WEALTH MANAGEMENT

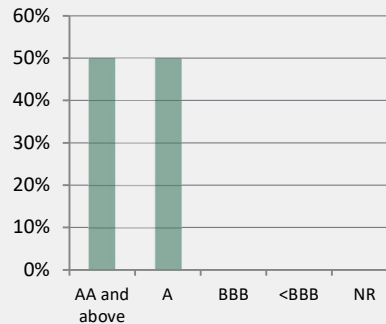
PORTFOLIO ALLOCATION*



■ Cash	1%
■ Foreign Governmental Issuers or Foreign Government-Related Issuers	6%
■ Foreign Corporations	25%
■ Canadian Governmental Issuers or Canadian Government-Related Issuers	38%
■ Canadian Corporations	31%

*Percentages may not add up to 100% due to rounding.

QUALITY BREAKDOWN



Top 10 Holdings

Canada 0.25% May 1, 2023	12.69%
Hwy 407 Jr Secured 7.125% 26 Jul 2040	8.49%
British Columbia 2.2% Jun 18, 2030	6.74%
Apple Inc. 2.513% Aug 19, 2024	6.28%
Walt Disney 2.758% Oct 7, 2024	4.45%
ORNGE Issuer Trust (amort) 5.727% Jun 11, 2034	4.35%
Toyota Credit Canada Inc. 2.31% Oct 23, 2024	3.99%
N.B. Highway (amort) 6.47% Nov 30, 2027	3.72%
KFW 5.05% Feb 4, 2025	3.65%
Bank of America Corp	3.62%

Total Investments **47**

Total percentage of top 10 investments: **58%**



Risk

When you invest in a fund, the value of your investment can go down as well as up. Pembroke Private Wealth Management has rated this Fund's risk as low. For a description of the specific risks of this Fund, see the Fund's simplified prospectus.

What if I change my mind?

Under securities law in some provinces and territories, you have the right to withdraw from an agreement to buy mutual fund units within two business days after you receive a simplified prospectus, or Fund Facts documents, or cancel your purchase within 48 hours after you receive confirmation of the purchase. In some provinces and territories, you also have the right to cancel a purchase, or in some jurisdictions, claim damages if the simplified prospectus, annual information form, Fund Facts document, or financial statements contain a misrepresentation. You must act within the time limit set by the securities law in your province or territory. For more information, see the securities law of your province or territory or ask a lawyer.

For more information

Contact Pembroke Private Wealth Management Ltd. or your financial advisor for a copy of the Fund's simplified prospectus and other disclosure documents. These documents and the Fund Facts make up the Fund's legal documents.

CONTACT US

1002 Sherbrooke Street West,
Suite 1700
Montreal QC H3A 3S4
Tel: (514) 848-0716
Toll free: (800) 667-0716

150 King Street West, Suite 1210
Toronto ON M5H 1J9
Tel: (416) 366-2550
Toll free: (800) 668-7383

inquiries@pml.ca www.pml.ca

DISCLAIMER

Commissions, management fees and expenses all may be associated with mutual fund investments. Please read the prospectus before investing.

The indicated rates of return are the historical annual compounded total returns including changes in unit value, reinvestment of all distributions and do not take into account sales charges or income taxes payable by any security holder that would have reduced returns. Mutual funds are not guaranteed, their values change frequently and past performance may not be repeated.

The Morningstar Rating and category quadrants were developed by Morningstar Research Inc. who reserves all rights. Neither Morningstar nor its content providers are responsible for any damages or losses arising from any use of this information. Quartile rankings are compiled by sorting the funds by returns and range from 1-4 for all time periods covered, and can change monthly. The top performing 25% of funds in each fund category are assigned a ranking of 1, and the next 25% a 2, etc.

The Global Industry Classification Standard ("GICS") was developed by and is the exclusive property and a service mark of MSCI Inc. and Standard & Poor's Financial Services LLC and is licensed for use by Pembroke. This fund is only available to Canadian residents.