

# Pembroke Canadian Growth Fund

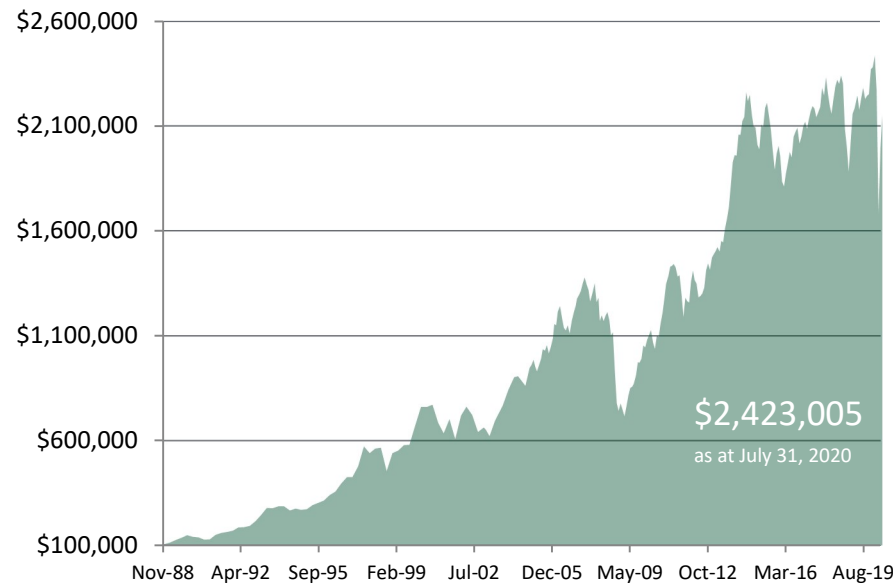
Formerly The GBC Canadian Growth Fund

## Investment Objective & Strategies

The Pembroke Canadian Growth Fund seeks to provide investors with long-term growth through capital appreciation by investing primarily in small to mid-sized Canadian companies judged to have above-average growth potential or to be undervalued. The investment analysis of this fund follows a bottom-up approach, which emphasizes careful company-specific analysis.

## Growth of \$100,000

invested on November 30, 1988




## QUICK FACTS

Morningstar Rating™ ★★★★★

Subject to change on a monthly basis

Category: Canadian Small/Mid Cap Equity



Value Blend Growth

Total Assets  
\$269,629,293

Date of Inception  
November 30, 1988

GBC 311 Unit Price (NAV)  
\$67.4012

Operating Expenses  
0.06%

Last Distributions (31/12/19)  
\$3.218988

Eligible for Registered Plans  
Yes

Fund Sub-Advisor  
Pembroke Management Ltd.

Custodian  
RBC Investor & Treasury Services

Auditor  
Deloitte LLP

Minimum Investment  
\$100,000 (across Fund family, \$10,000 if subscribed through registered dealer, \$500 additional)

Management Fee  
An annual fee of 1.70% is charged outside the Fund, on a monthly basis.  
A reduced fee is offered to accounts above \$1 million.

## Performance - Compound Annual Returns (%)

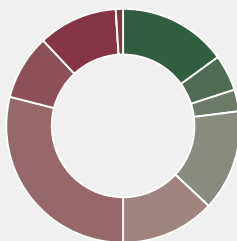
	1 month	3 months	YTD	1 year	3 year (CAGR)	5 year (CAGR)	10 year (CAGR)
Pembroke Canadian Growth Fund	6.67	21.60	1.89	6.29	4.24	3.11	8.24
Morningstar Rating® (Quartile)	2 <sup>nd</sup>	1 <sup>st</sup>	1 <sup>st</sup>	2 <sup>nd</sup>	2 <sup>nd</sup>	2 <sup>nd</sup>	1 <sup>st</sup>

Effective January 1st, 2018, management fees are charged directly to security holders based on their assets under management and fund performance is reported net of transaction costs and all other expenses, excluding management fees and applicable taxes. Prior to January 1st, 2018, Fund performance was reported net of transaction costs and all other expenses, including management fees and applicable taxes. Periods greater than one year have been annualized. Performance is reported in Canadian Dollars except where noted. Source: Pembroke Management Ltd., July 31, 2020.

## Performance - Calendar Returns (%)

	2019	2018	2017	2016	2015	2014	2013	2012	2011	2010
Pembroke Canadian Growth Fund	26.53	(19.34)	11.17	7.22	(2.63)	2.45	33.31	16.89	(6.51)	27.84
Morningstar Rating® (Quartile)	1 <sup>st</sup>	4 <sup>th</sup>	1 <sup>st</sup>	4 <sup>th</sup>	2 <sup>nd</sup>	3 <sup>rd</sup>	2 <sup>nd</sup>	1 <sup>st</sup>	2 <sup>nd</sup>	1 <sup>st</sup>

## SECTOR ALLOCATION



■ Communication Services	0%	■ Industrials	13%
■ Consumer Discretionary	15%	■ Information Technology	29%
■ Consumer Staples	5%	■ Materials	9%
■ Energy	3%	■ Real Estate	11%
■ Financials	14%	■ Utilities	0%
■ Healthcare	0%	■ Cash and Cash Equivalents	1%

## Top 10 Holdings

Kinaxis	
Enghouse Systems	
BRP	
Richards Packaging Income Fund	
Descartes Systems Group	
Stella-Jones	
Tecsys	
Jamieson Wellness	
Colliers International Group	
Tricon Residential	
<b>Total Investments</b>	<b>44</b>

Total percentage of top 10 investments: **36.5%**



## Risk

When you invest in a fund, the value of your investment can go down as well as up. Pembroke Private Wealth Management has rated this Fund's risk as medium. For a description of the specific risks of this Fund, see the Fund's simplified prospectus.

## What if I change my mind?

Under securities law in some provinces and territories, you have the right to withdraw from an agreement to buy mutual fund units within two business days after you receive a simplified prospectus or Fund Facts documents; or, cancel your purchase within 48 hours after you receive confirmation of the purchase. In some provinces and territories, you also have the right to cancel a purchase, or in some jurisdictions, claim damages if the simplified prospectus, annual information form, Fund Facts document or financial statements contain a misrepresentation. You must act within the time limit set by the securities law in your province or territory. For more information, see the securities law of your province or territory or ask a lawyer.

## For more information

Contact Pembroke Private Wealth Management or your financial advisor for a copy of the Fund's simplified prospectus and other disclosure documents. These documents and the Fund Facts make up the Fund's legal documents.

## CONTACT US

1002 Sherbrooke Street West,  
Suite 1700  
Montreal QC H3A 3S4  
**Tel:** (514) 848-0716  
Toll free: (800) 667-0716

150 King Street West, Suite 1210  
Toronto ON M5H 1J9  
**Tel:** (416) 366-2550  
Toll free: (800) 668-7383

[inquiries@pml.ca](mailto:inquiries@pml.ca) [www.pml.ca](http://www.pml.ca)

## DISCLAIMER

Commissions, management fees and expenses all may be associated with mutual fund investments. Please read the prospectus before investing.

The indicated rates of return are the historical annual compounded total returns including changes in unit value, reinvestment of all distributions and do not take into account sales charges or income taxes payable by any security holder that would have reduced returns. Mutual funds are not guaranteed, their values change frequently and past performance may not be repeated.

The Morningstar Rating and category quadrants were developed by Morningstar Research Inc. who reserves all rights. Neither Morningstar nor its content providers are responsible for any damages or losses arising from any use of this information. Quartile rankings are compiled by sorting the funds by returns and range from 1-4 for all time periods covered, and can change monthly. The top performing 25% of funds in each fund category are assigned a ranking of 1, and the next 25% a 2, etc.

The Global Industry Classification Standard ("GICS") was developed by and is the exclusive property and a service mark of MSCI Inc. and Standard & Poor's Financial Services LLC and is licensed for use by Pembroke. This fund is only available to Canadian residents.