

# Pembroke Dividend Growth Pooled Fund

Formerly The Pembroke Dividend Growth Fund

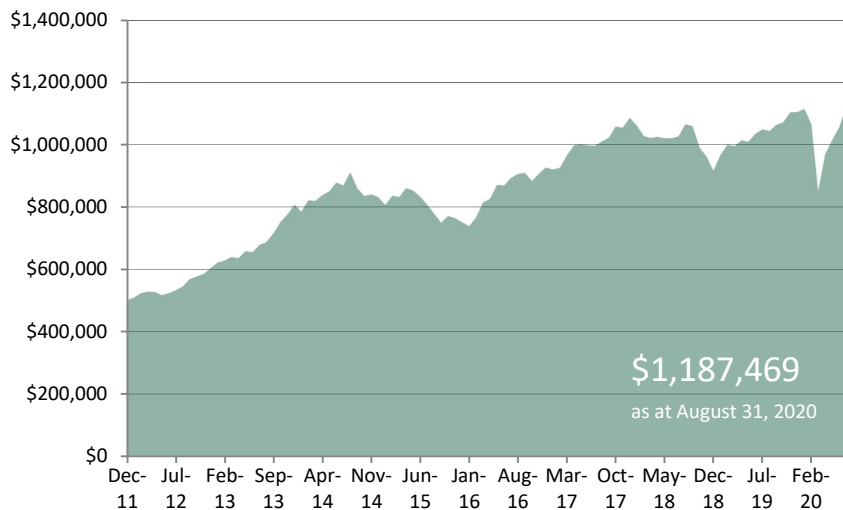
## Investment Objective & Strategies

To provide yield-oriented investors with long-term capital growth combined with current dividend income. The Fund's strategy involves investing primarily in shares of small and mid-cap Canadian, publicly-listed issuers that pay a regular dividend. From time to time, cash reserves of the Fund will be invested in high grade short-term interest bearing securities.

The portfolio manager aims to add value through prudent security selection driven by company-specific analysis. Particular emphasis is placed on identifying strong management teams running businesses that pay dividends. In general, the Fund aims to invest in companies whose internally generated cash flows are sufficient to cover both the dividend and also the growth of the underlying business. The Fund is designed to provide investors with dividend income as well as long-term capital appreciation.

## Growth of \$500,000

*invested on January 3, 2012*



## QUICK FACTS

### Total Assets

\$96,176,901

### Date of Inception

January 3, 2012

### GBC 420 Unit Price (NAV)

\$17.4647

### Operating Expenses

0.08%

### Gross Dividend Yield

2.23%

### Last Distribution (30/06/20)

\$0.043725

### Eligible for Registered Plans

Yes

### Fund Sub-Advisor

Pembroke Management Ltd.

### Custodian

RBC Investor & Treasury Services

### Auditor

Deloitte LLP

### Minimum Investment

Only investors who invest a minimum of \$100,000 in the Pembroke family of products may invest in the Fund. The Fund is offered only on a private placement basis and only investors who are "accredited investors".

### Management Fee

An annual fee of 1.5% is charged outside the Fund on a monthly basis. A reduced fee is offered to accounts above \$5 million.

## Performance - Compound Annual Returns (%)

	1 month	3 months	YTD	1 year	3 year (CAGR)	5 year (CAGR)
Pembroke Dividend Growth Pooled Fund	5.64	17.19	7.64	13.87	5.61	8.85

Performance is reported in Canadian Dollars, net of transaction costs and net of all other fees, excluding management fees. Management fees are charged directly to unitholders based on their assets under management. Periods greater than one year have been annualized. Source: Pembroke Management Ltd., August 31, 2020

## Performance - Calendar Returns (%)

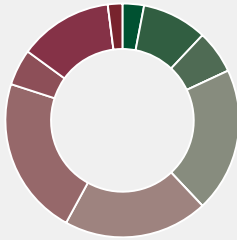
	2019	2018	2017	2016	2015	2014	2013	2012
Pembroke Dividend Growth Pooled Fund	20.55	(15.62)	17.22	23.47	(9.81)	3.10	33.78	20.45

# Pembroke Dividend Growth Pooled Fund

P E M B R O K E

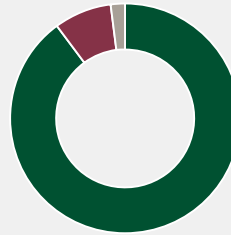
PRIVATE WEALTH MANAGEMENT

## SECTOR ALLOCATION



■ Communication Services	3%	■ Industrials	20%
■ Consumer Discretionary	9%	■ Information Technology	22%
■ Consumer Staples	6%	■ Materials	5%
■ Energy	0%	■ Real Estate	13%
■ Financials	20%	■ Utilities	0%
■ Healthcare	0%	■ Cash and Cash Equivalents	2%

## PORTFOLIO ALLOCATION



■ Canadian Equity	89%
■ U.S. Equity	8%
■ Cash and Cash Equivalents	2%

## Top 10 Holdings

Richards Packaging Income Fund

Calian Group

Collectors Universe

Vecima Networks

Information Services Group

Tecsys

Altus Group

Canadian Western Bank

Tricon Residential

Badger Daylighting

**Total Investments** **36**

Total percentage of top 10 investments: **41.5%**



## Risk

When you invest in a fund, the value of your investment can go down as well as up. Pembroke Private Wealth Management has rated this Fund's risk as low to medium.

## For more information

Contact Pembroke Private Wealth Management Ltd. or your financial advisor for a copy of the Fund's offering and disclosure documents. These documents make up the Fund's legal documents.

## CONTACT US

1002 Sherbrooke Street West,  
Suite 1700  
Montreal QC H3A 3S4  
Tel: (514) 848-0716  
Toll free: (800) 667-0716

150 King Street West, Suite 1210  
Toronto ON M5H 1J9  
Tel: (416) 366-2550  
Toll free: (800) 668-7383

[inquiries@pml.ca](mailto:inquiries@pml.ca) [www.pml.ca](http://www.pml.ca)

## DISCLAIMER

The Fund is offered only on a private placement basis and only investors who are "accredited investors" within the meaning of the applicable securities rules may purchase the fund. Commissions, management fees and expenses all may be associated with pooled fund investments. Please read the term sheet and subscription agreement carefully before investing. The indicated rates of return are the historical annual compounded total returns including changes in unit value, reinvestment of all distributions and do not take into account the management fees or income taxes payable by any security holder that would have reduced returns. Pooled funds are not guaranteed, their values change frequently and past performance may not be repeated. The Fund is only available to Canadian residents.

The Global Industry Classification Standard ("GICS") was developed by and is the exclusive property and a service mark of MSCI Inc. and Standard & Poor's Financial Services LLC and is licensed for use by Pembroke.