

Pembroke Global Balanced Fund

Formerly The GBC Global Balanced Fund

QUICK FACTS

Category: Balanced, Global Equity

Total Assets
\$136,454,341

Date of Inception
April 8, 2019[†]

GBC 990 Unit Price (NAV)
\$10.9501

Operating Expenses
0.09%[†]

[†]For the period this Fund was a pooled fund, the expenses would have been higher if the Fund was a prospectus mutual fund.

Last Distribution (30/09/2022)
\$0.042982

Eligible for Registered Plans
Yes

Fund Sub-Advisor
Pembroke Management Ltd.

Custodian
RBC Investor & Treasury Services

Auditor
Deloitte LLP

Minimum Investment
\$100,000 (across Fund family, \$10,000 if subscribed through registered dealer, \$500 additional)

Management Fee
An annual fee of 1.30% is charged outside the Fund, on a monthly basis. A reduced fee is offered to accounts above \$1 million.

The management fee is established by the Fund Manager based on your amount of assets under management with the Fund Manager and accounts for a maximum of 1.30%. This fee is paid monthly.

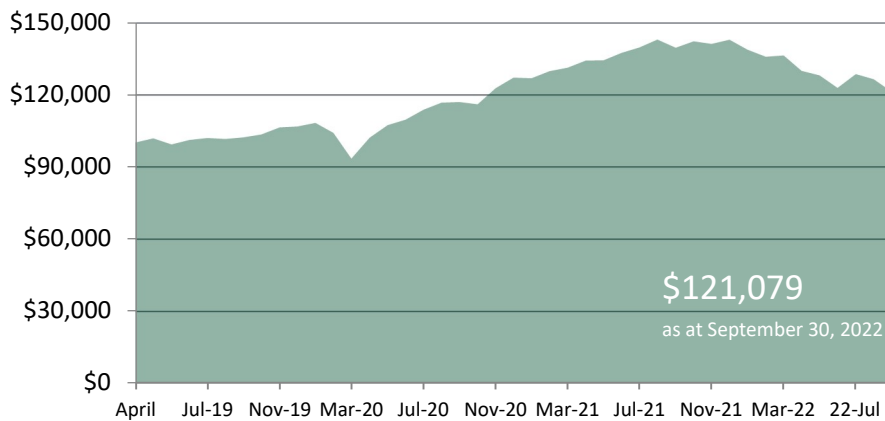
Investment Objective & Strategies

The Pembroke Global Balanced Fund aims to provide investors with long-term capital growth and income through the diversification of assets, geographies, and market capitalization in investing primarily in units of public equity funds and units of fixed income funds including units of equity exchange traded funds.

Under normal market conditions, the portfolio is constructed to achieve an asset mix of 70% units of equity funds and 30% units of fixed income funds, cash, money market instruments, or funds holding of real assets such as gold. The portfolio manager can change the asset allocation of the Fund periodically in order to achieve the expected mix of 70% units of equity funds and 30% units of fixed income funds.

Growth of \$100,000

invested on April 8, 2019



The above illustrates the effects of the compound growth rate and is not intended to reflect future values of the Fund or returns on investment in the Fund.

Performance - Compound Annual Returns (%)

	1 month	3 months	YTD	1 year	3 years
Pembroke Global Balanced Fund	(4.15)	(1.35)	(15.96)	(13.19)	5.82

Management fees are charged directly to unit holders based on their assets under management and fund performance is reported net of transaction costs and all other expenses, **excluding** management fees and applicable taxes. Periods greater than one year have been annualized. Performance is reported in Canadian Dollars except where noted. The performance for the portfolio and benchmark index are measured using the "time weighted" rate of return methodology. Source: Pembroke Management Ltd., September 30, 2022.

Performance - Calendar Returns (%)

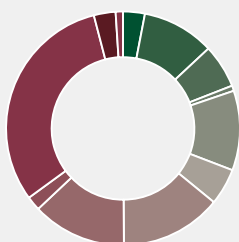
	2021	2020
Pembroke Global Balanced Fund	13.44	19.03

Pembroke Global Balanced Fund

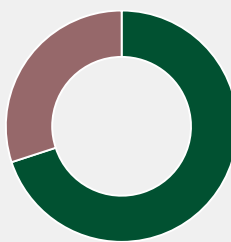
P E M B R O K E

PRIVATE WEALTH MANAGEMENT

EQUITY SECTOR ALLOCATION



TARGET PORTFOLIO ALLOCATION



■ Communication Services	3%	■ Industrials	14%	■ Equity	70%
■ Consumer Discretionary	10%	■ Information Technology	13%	■ Fixed Income	30% ¹
■ Consumer Staples	6%	■ Materials	2%	¹ Fixed Income includes cash and cash equivalents of 5% or less	
■ Energy	1%	■ Other*	31%		
■ Financials	11%	■ Real Estate	3%		
■ Healthcare	5%	■ Utilities	1%		

*Percentages may not add up to 100% due to rounding

*Any ETFs held within the Fund are considered "other".



Risk

When you invest in a fund, the value of your investment can go down as well as up. Pembroke Private Wealth Management Ltd. has rated this Fund's risk as low to medium. For a description of the specific risks of this Fund, see the Fund's simplified prospectus.

What if I change my mind?

Under securities law in some provinces and territories, you have the right to withdraw from an agreement to buy mutual fund units within two business days after you receive a simplified prospectus, or Fund Facts documents, or cancel your purchase within 48 hours after you receive confirmation of the purchase. In some provinces and territories, you also have the right to cancel a purchase, or in some jurisdictions, claim damages if the simplified prospectus, annual information form, Fund Facts document, or financial statements contain a misrepresentation. You must act within the time limit set by the securities law in your province or territory. For more information, see the securities law of your province or territory or ask a lawyer.

For more information

Contact Pembroke Private Wealth Management Ltd. or your financial advisor for a copy of the Fund's simplified prospectus and other disclosure documents. These documents and the Fund Facts make up the Fund's legal documents.

Top 10 Holdings

Guardian Fundamental Global Equity Fund	13.54%
Lysander Canso Bond Fund	9.36%
Pembroke Corporate Bond Fund	9.18%
Pembroke American Growth Fund Inc.	8.58%
iShares Core S&P 500 ETF	8.40%
Pembroke International Growth Fund	6.86%
Pembroke Canadian Growth Fund	6.80%
iShares S&P/TSX 60 ETF	5.56%
iShares Emerging Markets ETF	4.94%
Pembroke Canadian Bond Fund	4.49%

Total Investments **49**

Total percentage of top 10 investments: **77.7%**

CONTACT US

1002 Sherbrooke Street West,
Suite 1700
Montreal QC H3A 3S4
Tel: (514) 848-0716
Toll free: (800) 667-0716

150 King Street West, Suite 1210
Toronto ON M5H 1J9
Tel: (416) 366-2550
Toll free: (800) 668-7383
inquiries@pml.ca www.pml.ca

DISCLAIMER

Commissions, management fees and expenses all may be associated with mutual fund investments. Please read the prospectus before investing.

The indicated rates of return are the historical annual compounded total returns including changes in unit value, reinvestment of all distributions and do not take into account sales charges or income taxes payable by any security holder that would have reduced returns. Mutual funds are not guaranteed, their values change frequently and past performance may not be repeated.

The Morningstar Rating and category quadrants were developed by Morningstar Research Inc. who reserves all rights. Neither Morningstar nor its content providers are responsible for any damages or losses arising from any use of this information. Quartile rankings are compiled by sorting the funds by returns and range from 1-4 for all time periods covered, and can change monthly. The top performing 25% of funds in each fund category are assigned a ranking of 1, and the next 25% a 2, etc.

The Global Industry Classification Standard ("GICS") was developed by and is the exclusive property and a service mark of MSCI Inc. and Standard & Poor's Financial Services LLC and is licensed for use by Pembroke. This fund is only available to Canadian residents.